

















BSB41419 Certificate IV Work Health Safety

A workplace health and safety management system can minimise the risk of injury and illness from workplace operations. It is one of the most effective ways to make sure health and safety is embedded across your organisation and is a part of everything you do.

Who is the course for?

-  Work place supervisors & managers
-  WHS personnel
-  Workers in WHS related roles

Course Overview

-  On-the-job training under supervision of employer
-  Ongoing electronic contact with a trainer i.e. zoom, phone, email
-  Face to face workplace visits every 4 weeks for classroom & practical training & assessment activities (2-5 hrs)
-  Dedicated trainer with 1-1 support (if required)
-  Assessments consists of a combination:
 -  Multiple choice quizzes
 -  Short answer assessments
 -  Observation practical assessments
 -  Reports from workplace supervisor/s for on-the-job competency
 -  Demonstration of task in workplace
-  Delivered over 12 months

Get in touch

 **1300 659 557**
itfe.edu.au

i+TFE
INSTITUTE OF TRAINING
+ FURTHER EDUCATION

Proudly part of
intowork
Australia



Course Outline

The BSB41419 Certificate IV Work Health Safety includes training and assessment in the following units of competence:

Code	Title	Unit Type
BSBWHS412	Assist with workplace compliance with WHS laws	Core
BSBWHS413	Contribute to implementation and maintenance of WHS consultation and participation processes	Core
BSBWHS414	Contribute to WHS risk management	Core
BSBWHS415	Contribute to implementing WHS management systems	Core
BSBWHS416	Contribute to workplace incident response	Core
BSBWHS418	Assist with managing WHS compliance of contractors	Elective
BSBWHS419	Contribute to implementing WHS monitoring processes	Elective
BSBWHS417	Assist with managing WHS implications of return to work	Elective
BSBRES411	Analyse and present research information	Elective
BSBMGT401	Show leadership in the workplace	Elective

Outcomes

This qualification applies to individuals working in a work health and safety (WHS) role who provide a broad range of technical knowledge and skills, and have some limited responsibility for the output of others.



RTO# 6372

Get in touch

 **1300 659 557**

itfe.edu.au

iTAFE
INSTITUTE OF TRAINING
+ FURTHER EDUCATION

Proudly part of
intowork
Australia